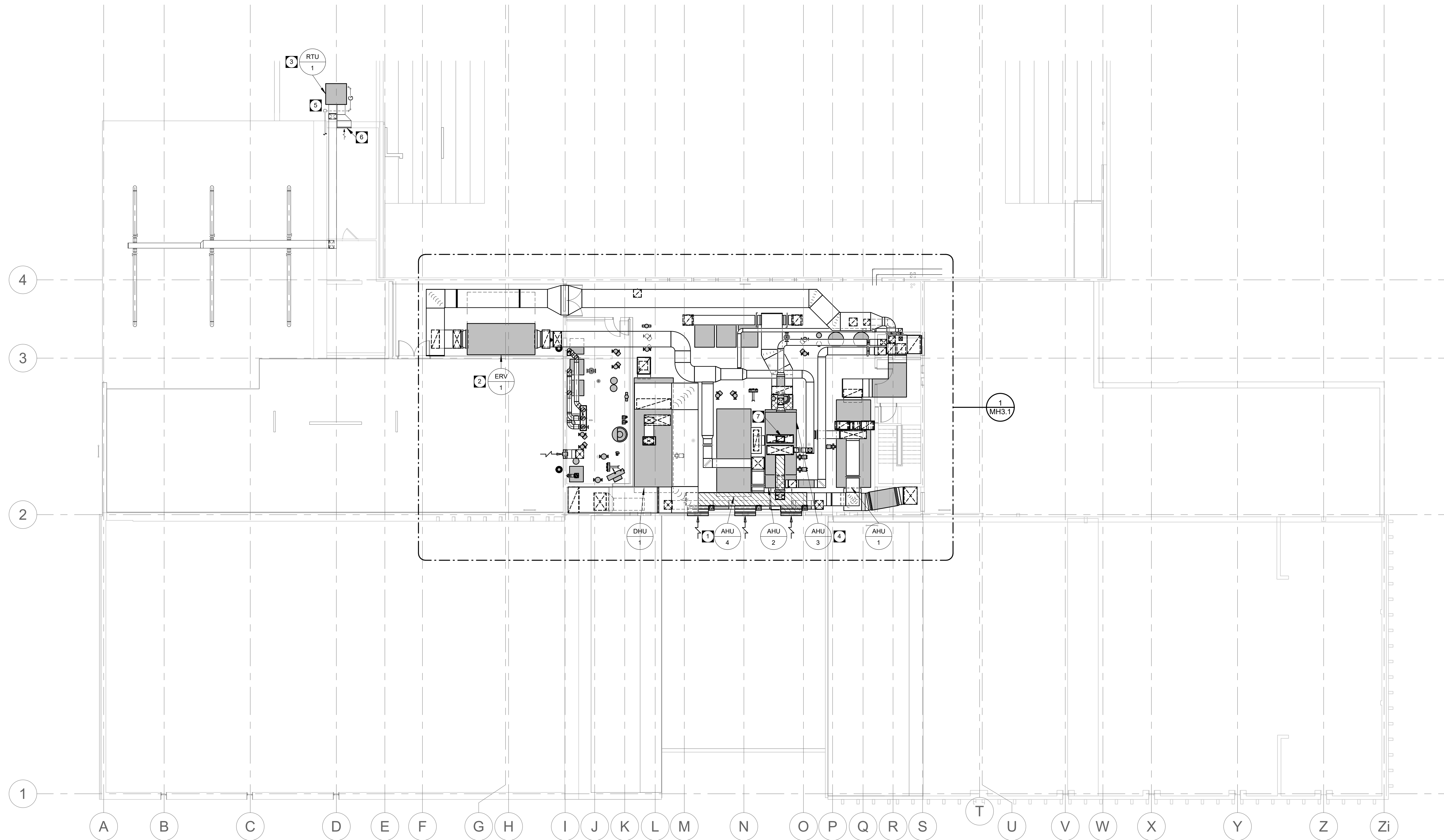


KEY NOTES



- 1 AHU-4 SHOWN AS PLACEHOLDER FOR FUTURE. KEEP GENERAL AREA FREE OF DUCTWORK AND PIPING. (AHU-4 WILL BE SHIPPED KNOCKED DOWN AND TRANSPORTED THROUGH THE MECHANICAL ROOM DOUBLE DOORS.)
- 2 ERV TO BE LOCATED WITHIN UNINSULATED ENCLOSURE ON ROOF. COORDINATE WITH ARCHITECTURAL.
- 3 ROOFTOP UNIT RTU-1 SERVING FITNESS ROOM TO BE LOCATED ON ROOF. MODIFY AND EXTEND EXISTING HSS STAND AS REQUIRED TO SUIT NEW UNIT. PRIME AND PAINT TO MATCH EXISTING.
- 4 AHU-3 STACKED ON TOP OF AHU-2.
- 5 MODIFY AND EXTEND EXISTING SUPPLY AND RETURN AIR DUCTS TO SUIT NEW RTU-1. MODIFY AND EXTEND EXISTING 1" NATURAL GAS PIPE FOR NEW UNIT.
- 6 CLEAN EXISTING RETURN AIR GRILLE AND DUCTWORK.
- 7 DUCT TRANSITION UP THROUGH THE ROOF TO ROOF VENTS. TYPICAL. SEE SHEET MH2.6 FOR CONTINUATION.

Rev. No. Date Revision Notes


0 19-11-06 Issued for Construction



LEVEL 2 - HVAC RENOVATION 1
 3/32" = 1'-0" MH2.5



This is a print of a document that has been electronically authenticated with technology authorized by the APEGM. The original is in electronic form.



This drawing must not be scaled. The contractor shall verify all dimensions and other data on site prior to commencement of work. Discrepancies, errors, and omissions are to be reported to Public City Architecture Inc. prior to proceeding with the Work.

Drawings and specifications as instruments of service are the property of Public City Architecture Inc., the copyright in the same being reserved.

No reproduction or revision to these drawings may be made without the permission of Public City Architecture Inc., and when made, must bear their name. All prints to be returned to Public City Architecture Inc. upon request.

Project
ST. JAMES CIVIC CENTRE

Drawing
LEVEL 2 RENOVATION - HVAC PLAN

Drawn By: GC	Review By: JS
Scale: 3/32" = 1'-0"	Tender No: 1176-2019
Date: 11/06/19	

Sheet: **MH2.5**